

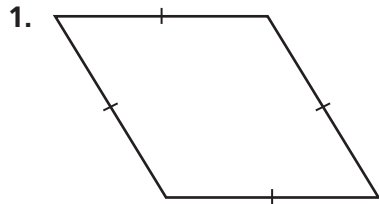
Name \_\_\_\_\_

### Classify Quadrilaterals



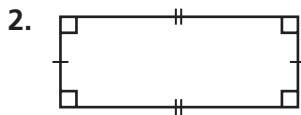
**COMMON CORE STANDARD—4.G.2**  
 Draw and identify lines and angles and classify shapes by properties of their lines and angles.

Classify each figure as many ways as possible. Write *quadrilateral, trapezoid, parallelogram, rhombus, rectangle, or square*.



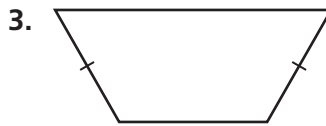
**Think:** 2 pairs of parallel sides  
 4 sides of equal length  
 0 right angles

quadrilateral, parallelogram,  
rhombus



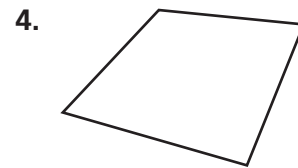
\_\_\_\_\_

\_\_\_\_\_



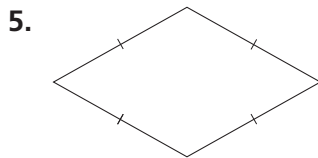
\_\_\_\_\_

\_\_\_\_\_



\_\_\_\_\_

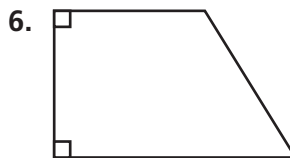
\_\_\_\_\_



\_\_\_\_\_

\_\_\_\_\_

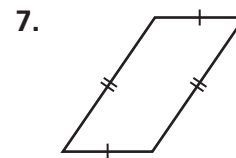
\_\_\_\_\_



\_\_\_\_\_

\_\_\_\_\_

\_\_\_\_\_



\_\_\_\_\_

\_\_\_\_\_

\_\_\_\_\_

### Problem Solving

8. Alan drew a polygon with four sides and four angles. All four sides are equal. None of the angles are right angles. What figure did Alan draw?

\_\_\_\_\_

\_\_\_\_\_

9. Teresa drew a quadrilateral with 2 pairs of parallel sides and 4 right angles. What quadrilateral could she have drawn?

\_\_\_\_\_

\_\_\_\_\_

## Lesson Check (4.G.2)

1. Joey is asked to name a quadrilateral that is also a rhombus. What should be his answer?
2. What quadrilateral has exactly one pair of parallel sides?

---

---

## Spiral Review (4.OA.4, 4.OA.5, 4.NF.3d, 4.G.1)

3. Terrence has 24 eggs to divide into equal groups. What are all the possible numbers of eggs that Terrence could put in each group?
4. In a line of students, Jenna is number 8. The teacher says that a rule for a number pattern is *add 4*. The first student in line says the first term, 7. What number should Jenna say?

---

---

5. Lou eats  $\frac{6}{8}$  of a pizza. What fraction of the pizza, in simplest form, is left over?
6. Name a capital letter that appears to have parallel lines.

---

---


Name \_\_\_\_\_

# Line Symmetry

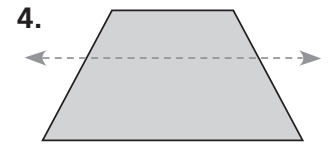
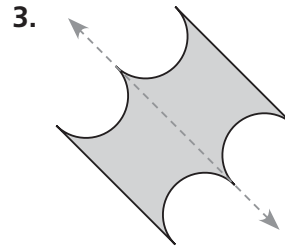
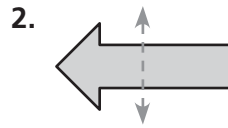


**COMMON CORE STANDARD—4.G.3**  
 Draw and identify lines and angles, and classify shapes by properties of their lines and angles.

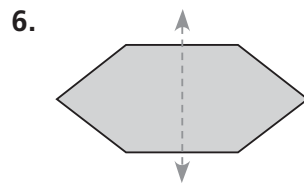
Tell if the dashed line appears to be a line of symmetry.  
 Write *yes* or *no*.



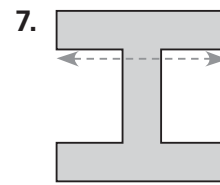
**yes**



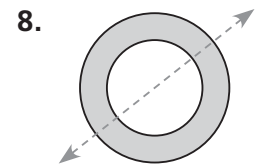
\_\_\_\_\_



\_\_\_\_\_

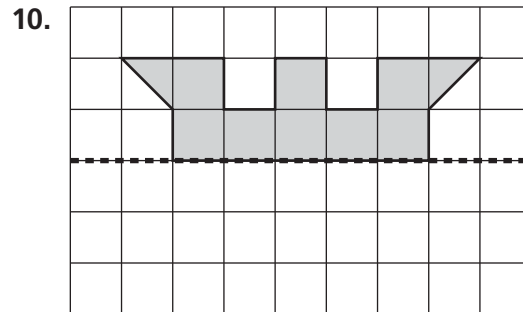
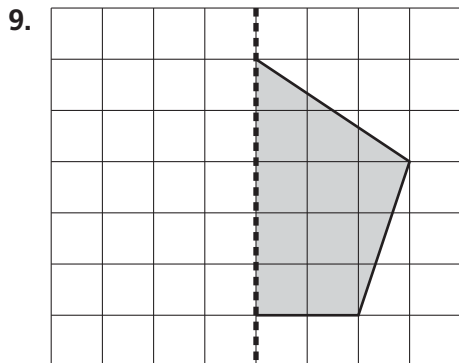


\_\_\_\_\_



\_\_\_\_\_

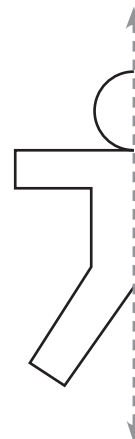
Complete the design by reflecting over the line of symmetry.



## Problem Solving



11. Kara uses the pattern at the right to make paper dolls. The dashed line represents a line of symmetry. A complete doll includes the reflection of the pattern over the line of symmetry. Complete the design to show what one of Kara's paper dolls looks like.



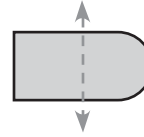
## Lesson Check (4.G.3)

1. What word best describes the line of symmetry in the letter D?
2. Does the shape below show a correct line of symmetry? Explain.



---

---



---

---

## Spiral Review (4.NBT.5, 4.NBT.6, 4.NF.2, 4.NF.4c)

3. The class has 360 unit cubes in a bag. Johnnie divides the unit cubes equally among 8 groups. How many unit cubes will each group get?
4. There are 5,280 feet in one mile. How many feet are there in 6 miles?

---

---

5. Sue has 4 pieces of wood. The lengths of her pieces of wood are  $\frac{1}{3}$  foot,  $\frac{2}{5}$  foot,  $\frac{3}{10}$  foot, and  $\frac{1}{4}$  foot. Which piece of wood is the shortest?
6. Alice has  $\frac{1}{5}$  as many miniature cars as Sylvester has. Sylvester has 35 miniature cars. How many miniature cars does Alice have?

---

---

Name \_\_\_\_\_

### Find and Draw Lines of Symmetry

Tell whether the shape appears to have zero lines, 1 line, or more than 1 line of symmetry.

Write *zero*, *1*, or *more than 1*.



**COMMON CORE STANDARD—4.G.3**  
Draw and identify lines and angles, and classify shapes by properties of their lines and angles.

1. \_\_\_\_\_

2. \_\_\_\_\_

3. \_\_\_\_\_

4. \_\_\_\_\_

Does the design have line symmetry? Write *yes* or *no*.

If your answer is yes, draw all lines of symmetry.

5. \_\_\_\_\_

6. \_\_\_\_\_

7. \_\_\_\_\_

8. \_\_\_\_\_

Draw a shape for the statement. Draw the line or lines of symmetry.

9. zero lines of symmetry \_\_\_\_\_

10. 1 line of symmetry \_\_\_\_\_

11. 2 lines of symmetry \_\_\_\_\_

### Problem Solving



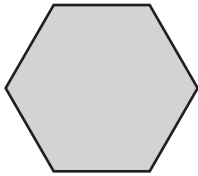
Use the chart for 12–13.

<b>0</b>	<b>2</b>	<b>3</b>	<b>4</b>
<b>5</b>	<b>6</b>	<b>8</b>	<b>9</b>

12. Which number or numbers appear to have only 1 line of symmetry?  
\_\_\_\_\_
13. Which number or numbers appear to have 2 lines of symmetry?  
\_\_\_\_\_

## Lesson Check (4.G.3)

1. How many lines of symmetry does this shape appear to have?
2. Draw a shape that has exactly 1 line of symmetry.



---

## Spiral Review (4.NF.1, 4.NF.4b, 4.NF.6, 4.G.2)

3. Richard practiced each of 3 piano solos for  $\frac{5}{12}$  hour. Expressed in simplest form, how long did he practice in all?
4. Write a decimal that is equivalent to three and ten hundredths.

---

---

5. Lynne used  $\frac{3}{8}$  cup of flour and  $\frac{1}{3}$  cup of sugar in a recipe. What number is a common denominator for  $\frac{3}{8}$  and  $\frac{1}{3}$ ?
6. Kevin draws a figure that has four sides. All sides have the same length. His figure has no right angles. What figure does Kevin draw?

---

---

Name \_\_\_\_\_

**Problem Solving • Shape Patterns**



**COMMON CORE STANDARD—4.OA.5**  
Generate and analyze patterns.

**Solve each problem.**


1. Marta is using this pattern to decorate a picture frame.

Describe the pattern. Draw what might be the next three figures in the pattern.



**Possible answer: the pattern repeats:**  
one triangle followed by two squares.

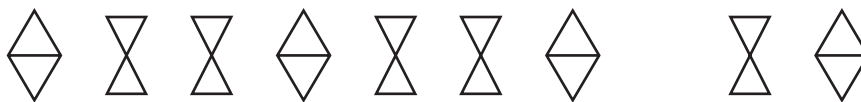
2. Describe the pattern. Draw what might be the next three figures in the pattern. How many circles are in the sixth figure in the pattern?



\_\_\_\_\_

\_\_\_\_\_

3. Larry stencils this pattern to make a border at the top of his bedroom walls. Describe the pattern. Draw what might be the missing figure in the pattern.



\_\_\_\_\_

\_\_\_\_\_

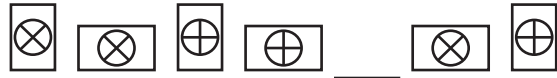
## Lesson Check (4.OA.5)

1. Draw what might be the next three figures in this pattern?



---

2. Draw what might be the missing figure in the pattern below.



---

## Spiral Review (4.OA.4, 4.NF.3d, 4.NF.4a, 4.NF.7)

3. Chad has two pieces of wood. One piece is  $\frac{7}{12}$  foot long. The second piece is  $\frac{5}{12}$  foot longer than the first piece. How long is the second piece?
4. Olivia finished a race in 40.64 seconds. Patty finished the race in 40.39 seconds. Miguel finished the race in 41.44 seconds. Chad finished the race in 40.46 seconds. Who finished the race in the least time?

---

---

5. Justin bought 6 ribbons for an art project. Each ribbon is  $\frac{1}{4}$  yard long. How many yards of ribbon did Justin buy?
6. Kyle and Andrea were asked to make a list of prime numbers.  
Kyle: 1, 3, 7, 19, 23  
Andrea: 2, 3, 5, 7, 11  
Whose list is correct?

---

---