


Name _____ Date _____



Owen & Mzee
Independent Reading

Owen & Mzee



Trip to Haller Park

You are a scientist visiting Haller Park to find out more about hippos and tortoises. Take a close look at the following pages: 720 (to find out about where Owen lives), 722 (to find out what the animals eat and how they behave), 724 (for facts about tortoises and hippos).

Based on what you have read, write field notes about your observations. Remember that you are a scientist, so you want to focus on facts. What do you observe?


A large rectangular area for writing field notes, enclosed by a dashed border. The area contains ten horizontal lines for writing. On the right side of the writing area, there is a vertical chain of eight interlocking loops, resembling a chain or a decorative border.

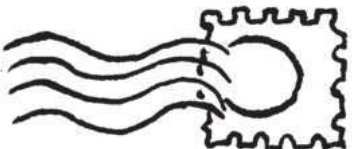
Lesson 24
READER'S NOTEBOOK

Owen & Mzee
Independent Reading

Name _____ Date _____

You focused on the facts—now how about your opinion? Your friends are not sure if they want to make the long trip to Haller Park to see Owen and Mzee. Should they visit? Why or why not? Write a postcard to a friend. Explain why Haller Park is—or is not—a great place to visit!



<hr/> <hr/> <hr/> <hr/> <hr/> <hr/> <hr/> <hr/> <hr/> <hr/> <hr/> <hr/>	
---	--

Name _____ Date _____

Suffixes *-ed, -ly*

Owen and Mzee
Vocabulary Strategies:
 Suffixes *-ed, -ly*

wrapped frequently displayed exhausted
 normally naturally fairly suffered

1–8 Complete each sentence using a word from the box.

1. It snows _____ in cold places like Alaska.
2. I would not _____ be so excited, but today is my birthday.
3. It is important to divide a treat _____ so that everyone gets the same amount.
4. After running ten miles, she was _____.
5. During the spelling bee, he _____ the embarrassment of being on stage.
6. The books were _____ in the store window.
7. The actor read his lines very _____.
8. _____ in a warm coat, I went out into the cold December snow.

Name _____ Date _____

Lesson 24
 READER'S NOTEBOOK

Owen and Mzee
Spelling: Words with
 VCCCV Pattern

Words with VCCCV Pattern

Basic 1–12. Write the Basic Word that belongs in each group.

1. example, model, _____
2. stock, inventory, _____
3. describe, clarify, _____
4. locate, live, _____
5. traveler, seeker, _____
6. beast, creature, _____
7. empire, monarchy, _____
8. midpoint, halfway, _____
9. lone, solo, _____
10. sportsperson, player, _____
11. finish, conclude, _____
12. in place of, rather than, _____

Challenge 13–15. Write an e-mail message to your friend telling about an art exhibit you have seen—perhaps at an art museum, an art fair, or a school art exhibit. Use three Challenge Words. Write on a separate sheet of paper.

Spelling Words

1. hundred
2. supply
3. single
4. middle
5. explain
6. surprise
7. pilgrim
8. sandwich
9. instead
10. complete
11. monster
12. settle
13. address
14. farther
15. sample
16. although
17. turtle
18. athlete
19. orchard
20. kingdom

Challenge

fortress
 instant
 exclaim
 mattress
 sculptor

Name _____ Date _____

Lesson 24
 READER'S NOTEBOOK

Owen and Mzee
Spelling: Words with
 VCCCV Pattern

Spelling Word Sort

Write each Basic Word beside the correct heading.

<p>VC/CCV Pattern: Divide before consonant blend or digraph</p>	<p>Basic Words:</p> <p>Challenge Words:</p> <p>Possible Selection Words:</p>
<p>VCC/CV Pattern: Divide after consonant blend or digraph</p>	<p>Basic Words:</p> <p>Challenge Words:</p> <p>Possible Selection Words:</p>

Spelling Words

1. hundred
2. supply
3. single
4. middle
5. explain
6. surprise
7. pilgrim
8. sandwich
9. instead
10. complete
11. monster
12. settle
13. address
14. farther
15. sample
16. although
17. turtle
18. athlete
19. orchard
20. kingdom

Challenge

fortress
 instant
 exclaim
 mattress
 sculptor

Challenge Add the Challenge Words to your Word Sort.

Connect to Reading Look through "Owen and Mzee: The True Story of a Remarkable Friendship." Find words that have the VCCCV patterns on this page. Add them to your Word Sort.

Name _____ Date _____

Lesson 24
 READER'S NOTEBOOK

Owen and Mzee
Spelling: Words with
 VCCCV Pattern

Proofreading for Spelling

Find the misspelled words and circle them. Write them correctly on the lines below.

This is a story about a rare hawksbill tirtle whose adress is Hanauma Bay Nature Preserve in Hawaii. The turtle was seen with a hook caught in its left flipper. Everyone assumed the turtle would die so it was a surprize when a scuba diver spotted it swimming farthur out in the bay. Divers were able to rescue the hawksbill, altheugh the vet's X-ray showed a sengle rusty fishing hook embedded in the animal. The vet decided to cut away as much of the hook as possible insteed of removing it. After the hawksbill was treated with antibiotics, it was released back into Hanauma Bay with "HB" painted on its shell. Several hundrid people visit the bay daily. Some will bring a sandwich and fruit from a nearby orcherd. They hope to catch a glimpse of "HB" swimming in the midle of the bay.

- | | |
|----------|-----------|
| 1. _____ | 7. _____ |
| 2. _____ | 8. _____ |
| 3. _____ | 9. _____ |
| 4. _____ | 10. _____ |
| 5. _____ | 11. _____ |
| 6. _____ | |

Spelling Words

1. hundred
2. supply
3. single
4. middle
5. explain
6. surprise
7. pilgrim
8. sandwich
9. instead
10. complete
11. monster
12. settle
13. address
14. farther
15. sample
16. although
17. turtle
18. athlete
19. orchard
20. kingdom

Challenge

fortress
 instant
 exclaim
 mattress
 sculptor

Lesson 24
READER'S NOTEBOOK

Owen and Mzee
Grammar: Commas

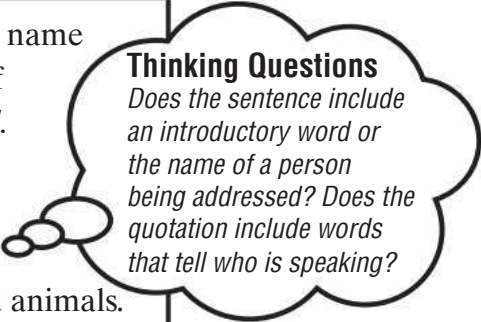
Name _____ Date _____

Commas with Direct Speech and Names

When you write, use a comma to set off the name of a person addressed directly and to set off introductory words such as *yes*, *no*, and *well*.

Yolanda, can you tell me about the giant tortoise?

Well, the giant tortoise eats both plants and animals. I wonder, Mr. Scorzo, if a tortoise is the same as a turtle?



1–5. Write the sentences correctly. Add commas where they are needed.

1. Yes giant tortoises sleep inside their shells.

2. Randy have you ever picked up a tortoise?

3. No I would be afraid it might bite me.

4. These animals cannot walk fast Brenda though their legs are strong.

5. Well their legs have to hold up those very heavy shells.

