Name _____

Divide by 2

You can draw a picture to show how to divide.

Find the quotient. 16 ÷ 2

Step 1 Draw 16 counters.



Step 2 Circle groups of 2. Continue circling groups of 2 until all 16 counters are in groups.

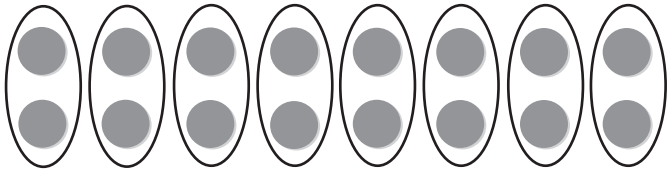

There are **8** groups of **2**.
So, 16 ÷ 2 = **8**.

Write a division equation for the picture.

1.



_____

2.

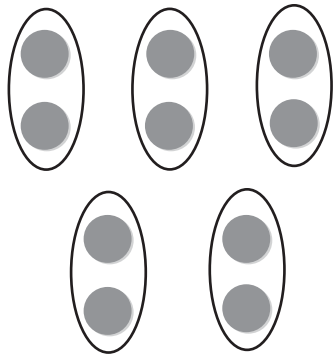

_____

© Houghton Mifflin Harcourt Publishing Company

Name _____

Divide by 10

You can use a multiplication table to divide by 10.

Find the quotient. 30 ÷ 10

Think of a related multiplication fact.

10 × ■ = 30

Step 1 Find the row for the factor, 10. This number is the divisor.

Step 2 Look across the row to find the product, 30. This number is the dividend.

×	0	1	2	3	4	5	6	7	8	9	10
0	0	0	0	0	0	0	0	0	0	0	0
1	0	1	2	3	4	5	6	7	8	9	10
2	0	2	4	6	8	10	12	14	16	18	20
3	0	3	6	9	12	15	18	21	24	27	30
4	0	4	8	12	16	20	24	28	32	36	40
5	0	5	10	15	20	25	30	35	40	45	50
6	0	6	12	18	24	30	36	42	48	54	60
7	0	7	14	21	28	35	42	49	56	63	70
8	0	8	16	24	32	40	48	56	64	72	80
9	0	9	18	27	36	45	54	63	72	81	90
10	0	10	20	30	40	50	60	70	80	90	100

Step 3 Look up to the top row to find the unknown factor, 3. This is the quotient.

Since 10 × 3 = 30, then 30 ÷ 10 = 3.

So, 30 ÷ 10 = 3.

Find the unknown factor and quotient.

1. 10 × _____ = 70 _____ = 70 ÷ 10

2. 10 × _____ = 20 20 ÷ 10 = _____

Find the quotient.

3. 60 ÷ 10 = _____

4. 80 ÷ 10 = _____

5. 100 ÷ 10 = _____

6. $10\overline{)50}$

7. $10\overline{)90}$

8. $10\overline{)30}$

© Houghton Mifflin Harcourt Publishing Company

Name _____

Divide by 5

You can use a hundred chart and count up to help you divide.

Find the quotient. 30 ÷ 5

Step 1 Count up by 5s until you reach 30. Circle the numbers you say in the count.

Step 2 Count the number of times you count up.

5, 10, 15, _____, _____, _____

1 2, _____, _____, _____, _____

Step 3 Use the number of times you count up to complete the equation.

You counted up by 5 _____ times.

So, 30 ÷ 5 = _____.

1	2	3	4	(5)	6	7	8	9	(10)
11	12	13	14	15	16	17	18	19	20
21	22	23	24	25	26	27	28	29	30
31	32	33	34	35	36	37	38	39	40
41	42	43	44	45	46	47	48	49	50
51	52	53	54	55	56	57	58	59	60
61	62	63	64	65	66	67	68	69	70
71	72	73	74	75	76	77	78	79	80
81	82	83	84	85	86	87	88	89	90
91	92	93	94	95	96	97	98	99	100

Use the hundred chart and count up to solve.

1. 20 ÷ 5 = _____

2. 35 ÷ 5 = _____

3. 40 ÷ 5 = _____

Find the quotient.

4. 25 ÷ 5 = _____

5. _____ = 45 ÷ 5

6. 10 ÷ 5 = _____

7. _____ = 15 ÷ 5

8. 50 ÷ 5 = _____

9. _____ = 5 ÷ 5

© Houghton Mifflin Harcourt Publishing Company

Name _____

Divide by 3

You can draw a picture to show how to divide.

Find the quotient.

21 ÷ 3

Step 1 Draw 21 counters to show the dividend.

Step 2 Circle groups of 3 to show the divisor.

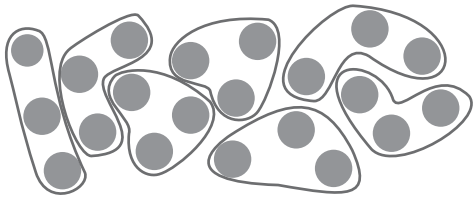

Step 3 Count the groups.

There are 7 groups of 3. So, the quotient is 7.

You can use a related multiplication fact to check your answer.

Think: 7 × 3 = 21

So, 21 ÷ 3 = 7.

Circle groups of 3 to find the quotient.

1. 9 ÷ 3 = ____

2. 15 ÷ 3 = ____



3. ____ = 6 ÷ 3



Find the quotient.

4. 12 ÷ 3 = ____ **5.** 18 ÷ 3 = ____ **6.** 24 ÷ 3 = ____ **7.** 27 ÷ 3 = ____

© Houghton Mifflin Harcourt Publishing Company