



Name \_\_\_\_\_ Date \_\_\_\_\_



# Dogs



**Lesson 3**  
READER'S NOTEBOOK

**Dogs**  
Independent Reading

## Create an Adopt-a-Dog Poster

Did you like learning about dogs? Use what you learned to create a poster for an animal shelter. Use examples from the text and illustrations to help you organize facts for your poster.

**Read page 79. When can a puppy be adopted?**

---



---

**Read page 85. What do dogs eat?**

---



---

**Read page 86. What do you need to care for a dog?**

---



---

**Read page 88. How do you take care of a dog?**

---

Name \_\_\_\_\_ Date \_\_\_\_\_

**Lesson 3**  
READER'S NOTEBOOK

**Dogs**  
Independent Reading

**Use the four questions and answers to complete each box in the poster. Remember to write a title for your poster.**

The poster template consists of a large rectangular frame. At the top is a grey horizontal bar. Below this bar, the space is divided into four quadrants by a vertical line and a horizontal line that intersect at a heart shape in the center. Each of the four quadrants contains four horizontal lines for writing. The heart shape is a simple outline with a pointed bottom and a cleft at the top.

**Lesson 3**  
READER'S NOTEBOOK

Name \_\_\_\_\_ Date \_\_\_\_\_

# Long Vowels *a, i*

**Dogs**

Spelling: Long Vowels *a, i*

Write a Spelling Word for each picture.



1. \_\_\_\_\_



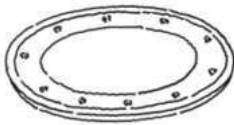
4. \_\_\_\_\_



2. \_\_\_\_\_



5. \_\_\_\_\_



3. \_\_\_\_\_



6. \_\_\_\_\_

**Spelling Words**

**Basic Words**

1. cake
2. mine
3. plate
4. size
5. ate
6. grape
7. prize
8. wipe
9. race
10. line
11. pile
12. rake

**Review Words**

13. gave
14. bike

Write the Spelling Word that best completes each sentence.

7. Jed won first place in the \_\_\_\_\_.

8. The mail is in a \_\_\_\_\_ on the table.

9. Is that your coat or \_\_\_\_\_?

10. I think I \_\_\_\_\_ too much pasta.

Name \_\_\_\_\_ Date \_\_\_\_\_

# Exclamations

**Dogs**  
 Grammar: Types of Sentences

- An **exclamation** is a sentence that shows strong feeling.
- An exclamation begins with a capital letter and ends with an exclamation point.

That dog saved the day!

**Thinking Questions**

*Does the sentence show strong feeling?  
Does it end with an exclamation point?*



**Write each exclamation correctly.**

1. People like my dog

---

2. he is the smartest dog I know

---

3. My dog chewed my friend's shoe to bits

---

4. her dog had puppies

---

5. Those dogs run so fast

---

Name \_\_\_\_\_ Date \_\_\_\_\_

**Lesson 3**  
 READER'S NOTEBOOK

**Dogs**  
 Vocabulary Strategies:  
 Multiple-Meaning Words

# Multiple-Meaning Words

Read both definitions of each word. Then read the sentence. Put a checkmark next to the definition that best matches the meaning of the underlined word.

1. pet    1 an animal kept at home   
           2 stroke or pat gently

Which do you think makes a better pet, a cat or a dog?

2. pick    1 take something with your hands   
           2 choose something or someone

Joe will pick four people to be on his team.

3. cool    1 cold   
           2 neat and interesting

The winter air was cool and windy.

4. kid    1 a child or young person   
           2 a young goat

I have liked to read since I was kid \_\_\_\_

5. raise    1 move or lift something higher   
           2 make an amount or number bigger

Mr. Jones goes outside to raise the flag at school each morning.



Name \_\_\_\_\_ Date \_\_\_\_\_

**Lesson 3**  
 READER'S NOTEBOOK

**Dogs**  
 Spelling: Long Vowels a, i

# Proofread for Spelling



**Proofread the story. Circle the six misspelled words. Then write the correct spellings on the lines below.**

I was working in the yard when Jake and Ken stopped by with a new byke.

“Is it yours?” I asked Ken.

“No,” Jake said. “It’s mien. Do you want to rase?”

“Yeah, let’s!” I answered. I took my rak and made a starting lyne in the dirt. “Ken, you be the judge and give the winner a prise!”

- |          |          |
|----------|----------|
| 1. _____ | 4. _____ |
| 2. _____ | 5. _____ |
| 3. _____ | 6. _____ |

**Change one letter in each word to make a Spelling Word.**

- |                |                |
|----------------|----------------|
| 7. ripe _____  | 10. ape _____  |
| 8. slate _____ | 11. lake _____ |
| 9. side _____  | 12. tile _____ |

**Spelling Words**
**Basic Words**

1. cake
2. mine
3. plate
4. size
5. ate
6. grape
7. prize
8. wipe
9. race
10. line
11. pile
12. rake

**Review Words**

13. gave
14. bike

**Lesson 3**  
READER'S NOTEBOOK**Dogs**  
Grammar: Spiral Review

Name \_\_\_\_\_ Date \_\_\_\_\_

# Predicates

**Draw a line under the predicate in each sentence.**

1. Her dog ran to greet her.
2. They raised three dogs.
3. We feed our dog eggs.
4. I took my dog for a walk.

**Write a predicate to complete each sentence.**

5. The vet \_\_\_\_\_.
6. The puppies \_\_\_\_\_.

Name \_\_\_\_\_ Date \_\_\_\_\_

# Connect to Writing

**Dogs**  
**Grammar:** Connect to Writing

**Statement:** Dave is happy walking his dog.

**Question:** Is Dave walking his dog?

**Command:** Walk the dog.

**Exclamation:** Dave loves walking his dog!

**Change each sentence to another kind of sentence.**
**The word in ( ) tells what kind of sentence to write.**

1. Carlo's dog likes to play catch. (question)

---

2. Does her dog know how to sit up? (statement)

---

3. Feed the dog. (question)

---

4. My dog is a good pet. (exclamation)

---

5. You need to give the dog a bath. (command)

---

6. Call your dog. (statement)

---