

Name _____ Date _____

Base Words and Endings

-ed, -ing

Lesson 9

READER'S NOTEBOOK

How Chipmunk Got His Stripes

Phonics: Base Words and Endings *-ed, -ing*

Read the sentences. Draw a circle around each word that has the ending *-ed* or *-ing*.

1. Mom is baking a cake for dinner.
2. Dad closed the window when it started to rain.
3. The apple tasted cold and sweet.
4. Jen hoped that her cat was hiding under the bed.
5. The children went hiking last summer.
6. Todd raked the leaves into piles.



Now write each word you circled under the word that has the same ending.

chased

riding

_____	_____
_____	_____
_____	_____
_____	_____
_____	_____

Lesson 9

READER'S NOTEBOOK

Name _____ Date _____

Adding -s to Verbs

How Chipmunk Got His Stripes

Grammar: Verbs in the Present

A **verb** can name an action that is happening now. Add *s-* to this kind of verb when it tells about a noun that names one.

The chipmunk eats.

The chipmunks eat.

Thinking Question

Does the subject, or naming part, of the sentence name one or more than one?



Read each sentence. Then write it correctly.

1. The squirrels (see, sees) the chipmunk.

2. The chipmunk (share, shares) food.

3. A squirrel (run, runs) down the tree.

4. More chipmunks (help, helps) the squirrels.

5. The animals (eat, eats) together.

Lesson 9
 READER'S NOTEBOOK

How Chipmunk Got His Stripes

 Phonics: Base Words and Endings *-ed, -ing*

Name _____ Date _____

Base Words and Endings

-ed, -ing

Read each word. Then write the base word and ending on the lines.

1. hoped _____ + _____

2. skating _____ + _____

3. spilled _____ + _____

4. chasing _____ + _____

5. saving _____ + _____


Now complete the sentences below with the words from above.

6. Ling _____ she would get a puppy.

 7. Jack is _____ his money to
 get a new mitt.

 8. Maria _____ milk on her
 pink dress.

 9. The boys like _____ on the
 frozen lake.

 10. My cat was _____
 a mouse, but he didn't catch it.


Name _____ Date _____

Lesson 9

READER'S NOTEBOOK

Base Words with Endings *-ed* and *-ing*

How Chipmunk Got His Stripes

Spelling: Base Words with Endings *-ed* and *-ing*

Sort the Spelling Words by *-ed* and *-ing* endings.

-ed Endings

-ing Endings


Add a word you know to each list. Do you need to drop the final *e* before you add *-ed* or *-ing*?

Spelling Words**Basic Words**

1. liked
2. using
3. riding
4. chased
5. spilled
6. making
7. closed
8. hoping
9. baked
10. hiding
11. standing
12. asked

Review Words

13. mixed
14. sleeping



Name _____ Date _____

Lesson 9
 READER'S NOTEBOOK

**How Chipmunk Got
 His Stripes**
 Grammar: Verbs in the Present

Adding *-es* to Verbs

A **verb** can tell about an action that is happening now. Add *-es* to this kind of verb if it ends with *s, x, z, ch* or *sh* and if it tells about a naming part that names one.

The bear messes the leaf pile.

The bears mess the leaf pile.

Thinking Question

Does the subject name one or more than one?



Read each sentence. Then write it correctly.

1. The mice (fix, fixes) the pile.

2. The bear (watch, watches) the mice.

3. The bear (push, pushes) the pile down again.

4. The mice (wish, wishes) the bear would stop.

5. The bear (relax, relaxes) on the pile.

Lesson 9

READER'S NOTEBOOK

Name _____ Date _____

Focus Trait: Purpose

Include All Important Steps

How Chipmunk Got His Stripes

Writing: Informative Writing

Good instructions include all the important steps. Writers leave out steps that are not important.

Read the steps for each set of instructions. What step do you think is missing? Write the missing step.

Pouring a Glass of Milk

Put a glass on a table.

Go to the refrigerator.

Open the refrigerator door.

Pour the milk carefully.

Making Toast

Get a piece of bread.

Put the bread in the toaster.

Start the toaster.

Spread the butter on the toast.

Name _____ Date _____

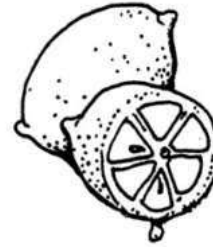
CV Syllable Pattern

How Chipmunk Got His Stripes

Phonics: CV Syllable Pattern

Read each word. Then write the word and draw a slash (/) between the two syllables.

1. pilot _____
2. later _____
3. lemon _____
4. hotel _____
5. tiger _____



Now use the words you wrote above to complete the sentences below.

6. A _____ has orange fur with black stripes.
7. Stan will add _____ to his tea.
8. The _____ sits in the front of the plane.
9. We stayed at a big _____ by the beach last summer.
10. Mom likes to stay up _____ than Dad does.