

**Lesson 19**  
READER'S NOTEBOOK

Name \_\_\_\_\_ Date \_\_\_\_\_

# Words with *ar*

**The Signmaker's  
Assistant**

Phonics: Words with *ar*

**Circle the word that completes each sentence. Then  
write the word on the line.**

1. Dee saw a bright \_\_\_\_\_ in the sky.

state                  star                  sat

2. The dog in the yard started to \_\_\_\_\_.

bark                  dark                  bank

3. The children played baseball at the \_\_\_\_\_.

part                  paint                  park

4. Mom put milk in her shopping \_\_\_\_\_.

charm                  chair                  cart

5. The cows go into the \_\_\_\_\_ at night.

barn                  bean                  brain

6. Max is a \_\_\_\_\_ boy.

smack                  smart                  start

**Write two sentences. Use words spelled with *ar*.**

7. \_\_\_\_\_

8. \_\_\_\_\_

Name \_\_\_\_\_ Date \_\_\_\_\_

**Lesson 19**  
 READER'S NOTEBOOK

**The Signmaker's Assistant**
**Grammar:** Commas in Dates and Places

# Commas in Dates

A **date** tells the month, the number of the day, and the year. Use a **comma (,)** between the day and the year in a date.

The pet store opened on June 1, 2002.

**Thinking Question**

*Which number shows the day, and which number shows the year?*



**Write the date in each sentence. Put a comma in the correct place.**

1. Sally got her dog on February 12 2011.

---

2. Josh's cat was born on April 30 2010.

---

3. Mrs. Kane bought more fish food on January 1 2012.

---

4. Mr. Kane went on vacation on July 12 2011.

---

5. Carrie worked in the store until August 27 2012.

---

Name \_\_\_\_\_ Date \_\_\_\_\_

# Words with *ar*

**The Signmaker's  
 Assistant**  
 Phonics: Words with *ar*

Choose a word from the box to complete each sentence.

Write it on the line.

**Word Bank**

harm	shark	part	farm
artist	art	stars	park

- Every Monday we have \_\_\_\_\_ class.
- This is the \_\_\_\_\_ of the week  
I like best.
- I feel like a real \_\_\_\_\_ when I draw.
- I painted a picture of trees in the \_\_\_\_\_.
- Mark painted animals on a \_\_\_\_\_.
- Darla painted many \_\_\_\_\_ in the  
night sky.

Write two sentences. Use at least two words from the box.

- \_\_\_\_\_
- \_\_\_\_\_


Name \_\_\_\_\_ Date \_\_\_\_\_

**Lesson 19**  
READER'S NOTEBOOK

**The Signmaker's Assistant**  
Spelling: Words with *ar*

# Words with *ar*

Sort the Spelling Words by the number of letters in each word.



- |          |           |           |
|----------|-----------|-----------|
| 1. _____ | 5. _____  | 12. _____ |
| 2. _____ | 6. _____  | 13. _____ |
| 3. _____ | 7. _____  | 14. _____ |
| 4. _____ | 8. _____  |           |
|          | 9. _____  |           |
|          | 10. _____ |           |
|          | 11. _____ |           |

**Spelling Words**

**Basic Words**

1. car
2. dark
3. arm
4. star
5. park
6. yard
7. party
8. hard
9. farm
10. start
11. part
12. spark

**Review Words**

13. art
14. jar

Now, add to your lists. Add two *ar* words you know to each column.

- |           |           |           |
|-----------|-----------|-----------|
| 15. _____ | 17. _____ | 19. _____ |
| 16. _____ | 18. _____ | 20. _____ |

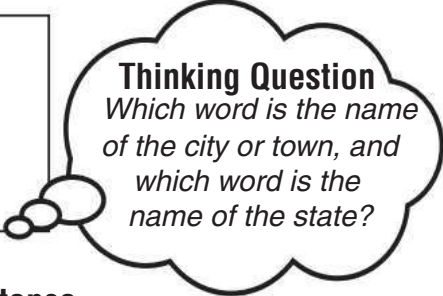
**Lesson 19**  
READER'S NOTEBOOK

Name \_\_\_\_\_ Date \_\_\_\_\_

# Commas with Place Names

**The Signmaker's Assistant**  
Grammar: Commas in Dates and Places

Use a **comma (,)** between the name of a city or town and the name of a state.  
The gas station is in Dallas, Texas.



**Write the city and state named in each sentence.**

**Put a comma in the correct place.**

1. The car breaks down after we leave Austin Texas.

\_\_\_\_\_

2. A truck tows the car to San Antonio Texas.

\_\_\_\_\_

3. A repairman calls a shop in Miami Florida.

\_\_\_\_\_

4. The shop sends car parts from Atlanta Georgia.

\_\_\_\_\_

5. Then we drive to Oakland California.

\_\_\_\_\_

Name \_\_\_\_\_ Date \_\_\_\_\_

**Lesson 19**  
READER'S NOTEBOOK

---

**The Signmaker's Assistant**  
Writing: Narrative Writing

# Focus Trait: Organization

## Beginning, Middle, End

Read the story below. Think about the beginning, middle, and end. Then write what each part tells you.

<p style="text-align: center;"><b>Beginning</b></p> <p>Characters _____</p> <p>_____</p> <p>_____</p> <p>Setting _____</p> <p>_____</p>	<p>→ Rex was the biggest police dog in the world. He was also the strongest. One sunny day, Rex and Officer Jones were driving in their police car. They saw a giant red dump truck stuck in a muddy ditch.</p>
<p style="text-align: center;"><b>Middle</b></p> <p>Problem _____</p> <p>_____</p> <p>_____</p>	<p>→ “Can you pull my truck out?” asked the driver.</p> <p>→ “We can’t help,” said Officer Jones. “That truck is too big.” But Rex knew that he could help.</p>
<p style="text-align: center;"><b>End</b></p> <p>How was the problem solved?</p> <p>_____</p> <p>_____</p>	<p>→ He grabbed onto the truck’s bumper with his sharp, strong teeth. Rex pulled hard. Whoosh! The big dump truck rolled out of the mud. Rex had saved the day!</p>

**Lesson 19**  
READER'S NOTEBOOK

Name \_\_\_\_\_ Date \_\_\_\_\_

# Cumulative Review

**The Signmaker's Assistant**  
Phonics: Cumulative Review

Circle the word that goes with each picture. Underline the letters that spell the long *i* or long *e* sound.

1.



light

late


2.



pie

pig

3.



sh i ne

shy

4.



part

part y

Write words you know with long *i* spelled *y*. Write words you know with long *e* spelled *y*.

Long *i*

Long *e*

---

---

---

---

---

---